

Principal's Report to AC - Progress Dashboard
End of Summer Term 2023 Progress data

EHCP targets

EHCP Cognition & Learning																
Summer 2 2022/23	Nursery	Rec.	Yr 1	Yr2	Yr 3	Yr 4	Yr5	Yr 6	Yr 7	Yr 8	Yr 9	Yr 10	Yr 11	Yr 12	Yr 13	Yr14
Total No. pupils	7	4	5	10	11	8	8	11	8	16	11	11	9	9	3	2
Total at or above	7/7 100%	4/4 100%	4/5 80%	10/10 100%	11/11 100%	8/8 100%	8/8 100%	11/11 100%	8/8 100%	15/16 94%	10/11 91%	11/11 100%	8/9 89%	7/9 78%	3/3 100%	2/2 100%
Total below	0/7 0%	0	1/5 20%	0	0	0	0	0	0	1/16 6%	1/11 9%	0	1/9 11%	2/9 22%	0	0
Pupil premium total pupils	0	0	3	4	7	3	2	5	5	8	6	7	4	4	3	2
Total PP at or above	0	0	3/3 100%	4/4 100%	7/7 100%	3/3 100%	2/2 100%	5/5 100%	5/5 100%	8/8 100%	6/6 100%	7/7 100%	3/4 75%	4/4 100%	3/3 100%	2/2 100%
Total PP below	0	0	0	0	0	0	0	0	0	0	0	0	1/4 25%	0	0	0
EHCP Communication & Interaction																
	Nursery	Rec.	Yr 1	Yr2	Yr 3	Yr 4	Yr5	Yr 6	Yr 7	Yr 8	Yr 9	Yr 10	Yr 11	Yr 12	Yr 13	Yr14
All Nursery Pupil	7	4	5	10	11	8	8	11	8	16	11	11	9	9	3	2
Total at or above	7/7 100%	4/4 100%	4/5 80%	10/10 100%	11/11 100%	8/8 100%	8/8 100%	11/11 100%	8/8 100%	15/16 94%	10/11 91%	11/11 100%	7/9 78%	5/9 56%	3/3 100%	2/2 100%
Total below	0/7 0%	0	1/5 20%	0	0	0	0	0	0	1/16 6%	1/11 9%	0	2/9 22%	4/9 44%	0	0
Pupil premium total pupils	0	0	3	4	7	3	2	5	5	8	6	7	4	4	3	2
Total PP at or above	0	0	3/3 100%	4/4 100%	7/7 100%	3/3 100%	2/2 100%	5/5 100%	5/5 100%	8/8 100%	6/6 100%	7/7 100%	3/4 75%	3/4 75%	3/3 100%	2/2 100%
Total PP below	0	0	0	0	0	0	0	0	0	0	0	0	1/4 25%	1/4 25%	0	0

Principal's Report to AC - Dashboard

Physical Sensory																
	Nursery	Rec.	Yr 1	Yr2	Yr 3	Yr 4	Yr5	Yr 6	Yr 7	Yr 8	Yr 9	Yr 10	Yr 11	Yr 12	Yr 13	Yr14
All Nursery Pupil	7	4	5	10	11	8	8	11	8	16	11	11	9	9	3	2
Total at or above	7/7 100%	4/4 100%	4/5 80%	9/10 90%	11/11 100%	8/8 100%	8/8 100%	9/11 82%	8/8 100%	15/16 94%	10/11 91%	11/11 100%	8/9 89%	7/9 78%	2/3 66%	2/2 100%
Total below	0/7 0%	0	1/5 20%	1/10 10%	0	0	0	2/11 18%	0	1/16 6%	1/11 9%	0	1/9 11%	2/9 22%	1/3 33%	0
Pupil premium total pupils	0	0	3	4	7	3	2	5	5	8	6	7	4	4	3	2
Total PP at or above	0	0	3/3 100%	4/4 100%	7/7 100%	3/3 100%	2/2 100%	4/5 80%	5/5 100%	8/8 100%	6/6 100%	7/7 100%	3/4 75%	4/4 100%	2/3 66%	2/2 100%
Total PP below	0	0	0	0	0	0	0	1/5 20%	0	0	0	0	1/4 25%	0	1/3 33%	0
SEMH																
	Nursery	Rec.	Yr 1	Yr2	Yr 3	Yr 4	Yr5	Yr 6	Yr 7	Yr 8	Yr 9	Yr 10	Yr 11	Yr 12	Yr 13	Yr14
All Nursery Pupil	7	4	5	10	11	8	8	11	8	16	11	11	9	9	3	2
Total at or above	7/7 100%	4/4 100%	4/5 80%	9/10 90%	11/11 100%	8/8 100%	8/8 100%	11/11 100%	8/8 100%	15/16 94%	9/11 82%	10/11 91%	8/9 89%	7/9 78%	3/3 100%	2/2 100%
Total below	0/7 0%	0	1/5 20%	1/10 10%	0	0	0	0	0	1/16 6%	2/11 18%	1/11 9%	1/9 11%	2/9 22%	0	0
Pupil premium total pupils	0	0	3	4	7	3	2	5	5	8	6	7	4	4	3	2
Total PP at or above	0	0	3/3 100%	4/4 100%	7/7 100%	3/3 100%	2/2 100%	5/5 100%	5/5 100%	8/8 100%	6/6 100%	6/7 86%	3/4 75%	4/4 100%	3/3 100%	2/2 100%
Total PP below	0	0	0	1/4 25%	0	0	0	0	0	0	0	1/7 14%	1/4 25%	0	0	0

Principal's Report to AC - Dashboard
Core Subjects

Summer 2 22/23	English															
	Nursery	Rec.	Yr 1	Yr2	Yr 3	Yr 4	Yr5	Yr 6	Yr 7	Yr 8	Yr 9	Yr 10	Yr 11	Yr 12	Yr 13	Yr14
All Nursery Pupil	7	4	5	10	11	8	8	11	8	16	11	11	9	9	3	2
Total at or above	7/7 100%	4/4 100%	4/5 80%	9/10 90%	8/11 73%	6/8 75%	5/8 62.5%	10/11 91%	8/8 100%	12/16 75%	10/11 91%	9/11 82%	8/9 89%	8/9 89%	3/3 100%	2/2 100%
Total below	0/7 0%	0	1/5 20%	1/10 10%	3/11 27%	2/8 25%	3/8 57.5%	1/11 9%	0	4/16 25%	1/11 9%	2/11 18%	1/9 11%	1/9 11%	0	0
Pupil premium total pupils	0	0	3	4	7	3	2	5	5	8	6	7	4	4	3	2
Total PP at or above	0	0	3/3 100%	3/4 90%	4/7 57%	2/3 67%	2/2 100%	4/5 80%	5/5 100%	6/8 75%	6/6 100%	5/7 71%	3/4 75%	4/4 100%	3/3 100%	2/2 100%
Total PP below	0	0	0	1/4 25%	3/7 43%	1/3 33%	0	1/5 20%	0	2/8 25%	0	2/7 28.5%	1/4 25%	0	0	0
Summer 2 22/23	Math															
	Nursery	Rec.	Yr 1	Yr2	Yr 3	Yr 4	Yr5	Yr 6	Yr 7	Yr 8	Yr 9	Yr 10	Yr 11	Yr 12	Yr 13	Yr14
All Nursery Pupil	7	4	5	10	11	8	8	11	8	16	11	11	9	9	3	2
Total at or above	7/7 100%	4/4 100%	4/5 80%	9/10 90%	8/11 73%	7/8 87.5%	6/8 75%	8/11 73%	8/8 100%	12/16 75%	9/11 82%	9/11 82%	8/9 89%	8/9 89%	3/3 100%	2/2 100%
Total below	0/7 0%	0	1/5 20%	2/10 20%	3/11 27%	1/8 12.5%	2/8 25%	3/11 27%	0	4/16 25%	2/11 18%	2/11 18%	1/9 11%	1/9 11%	0	0
Pupil premium total pupils	0	0	3	4	7	3	2	5	5	8	6	7	4	4	3	2
Total PP at or above	0	0	3/3 100%	3/4 90%	4/7 57%	2/3 67%	2/2 100%	3/5 60%	5/5 100%	6/8 75%	5/6 83%	5/7 71%	3/4 75%	4/4 100%	3/3 100%	2/2 100%
Total PP below	0	0	0	1/4 25%	3/7 43%	1/3 33%	0	2/5 40%	0	2/8 25%	1/6 17%	2/7 28.5%	1/4 25%	0	0	0
Summer 2 22/23																

Principal's Report to AC - Dashboard








	Science															
	Nursery	Rec.	Yr 1	Yr2	Yr 3	Yr 4	Yr5	Yr 6	Yr 7	Yr 8	Yr 9	Yr 10	Yr 11	Yr 12	Yr 13	Yr14
All Nursery Pupil	7	4	5	10	11	8	8	11	8	16	11	11	9	9	3	2
Total at or above	7/7 100%	4/4 100%	4/5 80%	9/10 90%	8/11 73%	7/8 87.5%	6/8 75%	10/11 91%	8/8 100%	12/16 75%	10/11 91%	8/11 73%	8/9 89%	8/9 89%	3/3 100%	2/2 100%
Total below	0/7 0%	0	1/5 20%	1/10 10%	3/11 27%	1/8 12.5%	2/8 25%	1/11 9%	0	4/16 25%	1/11 9%	3/11 27%	1/9 11%	1/9 11%	0	0
Pupil premium total pupils	0	0	3	4	7	3	2	5	5	8	6	7	4	4	3	2
Total PP at or above	0	0	3/3 100%	3/4 90%	4/7 57%	2/3 67%	2/2 100%	4/5 80%	5/5 100%	7/8 87.5%	6/6 100%	4/7 57%	3/4 75%	4/4 100%	3/3 100%	2/2 100%
Total PP below	0	0	0	1/4 25%	3/7 43%	1/3 33%	0	1/5 20%	0	1/8 12.5%	0	3/7 42%	1/4 25%	0	0	0

Principal's Report to AC - Dashboard
Whole school summery

ATTENDANCE (all figures to be All/PP %)	
Attendance	87.3/85.7
Persistent Abs	39/45.6
Severe Abs	3/3
PROGRESS exc EYFS (all figures to be All/PP %) 122/62	
EN Below	16.4/17.7
EN In line	77/77.4
EN Exceeding	6.6/4.8
MA Below	18/21
MA In line	74.6/72.6
MA Exceeding	7.4/6.5
EHCP C&L Below	4.9/1.6
EHCP C&L In line	89.3/93.5
EHCP C&L Exceeding	5.7/4.8
EHCP C&I Below	7.4/3.2
EHCP C&I In line	82/90.3
EHCP C&I Exceeding	10.7/6.5
EHCP P&S Below	8.2/4.8
EHCP P&S In line	84.4/85.5
EHCP P&S Exceeding	7.4/9.7
EHCP SEMH Below	7.4/4.8
EHCP SEMH In line	83.6/83.9
EHCP SEMH Exceeding	9/11.3
6th Form	1 x L1 mentoring in AAC 3 Leavers: 2x EL3 Diplomas 1 x EL 2 Certificate

Principal's Report to AC - Dashboard

General trends whole school (RAG rate and arrow for 'trend') Comparing spring 2 and Summer 2 (inc. EYFS)

English	Maths	Science	EHCP: Cog	EHCP: comm	EHCP: Phy	EHCP: SEMH
 3%				 1%	 4%	 2%

Trends: Comparison with last terms progress & Overall rag rating	
Whole School	Progress remained the same or increase in all subjects between spring and summer term.
Whole School PP	PP Pupils progress as a general rag rating is in line with or exceeding non pp pupils' progress
Year 8	Biggest percentage of pupils with less than expected progress at in year 8. This equates to 4 pupils with persistent absence. Year 8 is the largest cohort of pupils in school.
Year 10	20% improvement in Maths and English. – Clear flight paths