

# Hazel Class - Home Learning – April 2020

Activities:

Theme- Under the Sea

1. Please create an under the sea stained glass picture. Resources= tissue paper, glue, cling film and black card/paper.



2. Please create some sugary treats for our dear friend, Mr Shark. **Resources and method listed below.**



Ingredients

110g softened butter

110g golden caster sugar

2 large eggs

½ tsp vanilla extract

110g self-raising flour

For the buttercream

150g softened butter

300g icing sugar

1 tsp vanilla extract

3 tbsp milk

food colouring paste of your choice (optional)

For the octopus

Jelly worms (for the legs)

Smarties (for the eyes)

Fruit pastel (for the body)

## Method

Heat oven to 180C/160C fan/gas 4 and fill a 12 cupcake tray with cases.

Using an electric whisk beat 110g softened butter and 110g golden caster sugar together until pale and fluffy then whisk in 2 large eggs, one at a time, scraping down the sides of the bowl after each addition.

Add ½ tsp vanilla extract, 110g self-raising flour and a pinch of salt, whisk until just combined then spoon the mixture into the cupcake cases.

Bake for 15 mins until golden brown and a skewer inserted into the middle of each cake comes out clean. Leave to cool completely on a wire rack.

To make the buttercream, whisk 150g softened butter until super soft then add 300g icing sugar, 1 tsp vanilla extract and a pinch of salt.

Whisk together until smooth (start off slowly to avoid an icing sugar cloud) then beat in 3 tbsp milk.

If wanting to colour, stir in the food colouring now. Spoon or pipe onto the cooled cupcakes.

Now add the jelly sweets, smarties and fruit pastels


3. Please can you go out in to your garden and throw your sponge fish in to the designated target? **Resources= sponges, scissors (to cut sponges into a fish shape) and chalk (to draw the targets).**



# *Tot School* **SPONGE FISH TARGET TOSS**



4. Please can you thread beads or pasta on to the correct octopus tentacle but don't forget to count the beads.  
Resources= pen (to draw numbers on the octopus), paper plate, thread and beads/pasta.



*Dot School*  
**OCTOPUS BEAD  
COUNTING**

5. Please choose your favourite beads and sequins to create your very own rainbow fish. Resources= play dough, sequins, beads, scissors, glue and cardboard (to create the fish cutter shape).

# Jot School PLAY DOUGH RAINBOW FISH



**6. Please make some fish treats for our hungry sharks.  
Resources and method listed below.**



Ingredients

For the base

300g strong bread flour

1 tsp instant yeast

(from a sachet or a tub)

1 tsp salt

1 tbsp olive oil

, plus extra for drizzling

For the tomato sauce

100ml passata

handful fresh basil

or 1 tsp dried

1 garlic clove, crushed

For the topping

125g ball mozzarella, sliced

handful grated or shaved parmesan

salami (not essential)

olive

handful cherry tomatoes, halved

To finish

handful basil leaves (optional)

## Method

**Make the base:** Put the flour into a large bowl, then stir in the yeast and salt. Make a well, pour in 200ml warm water and the olive oil and bring together with a wooden spoon until you have a soft, fairly wet dough. Turn onto a lightly floured surface and knead for 5 mins until smooth. Cover with a tea towel and set aside. You can leave the dough to rise if you like, but it's not essential for a thin crust.

**Make the sauce:** Mix the passata, basil and crushed garlic together, then season to taste. Leave to stand at room temperature while you get on with shaping the base.

**Roll out the dough:** If you've let the dough rise, give it a quick knead, then split into two balls. On a floured surface, roll out the dough into large rounds, about 25cm across, using a rolling pin. The dough needs to be very thin as it will rise in the oven. Lift the rounds onto two floured baking sheets.

**Top and bake:** Heat oven to 240C/fan 220C /gas 8. Put another baking sheet or an upturned baking tray in the oven on the top shelf. Smooth sauce over bases with the back of a spoon. Scatter with cheese and tomatoes, drizzle with olive oil and season. Put one pizza, still on its baking sheet, on top of the preheated sheet or tray. Bake for 8-10 mins until crisp. Serve with a little more olive oil, and basil leaves if using. Repeat step for remaining pizza.



7. Please have some fun with our under the sea bingo game. Resources= counters/pebbles and the bingo card.




B

I

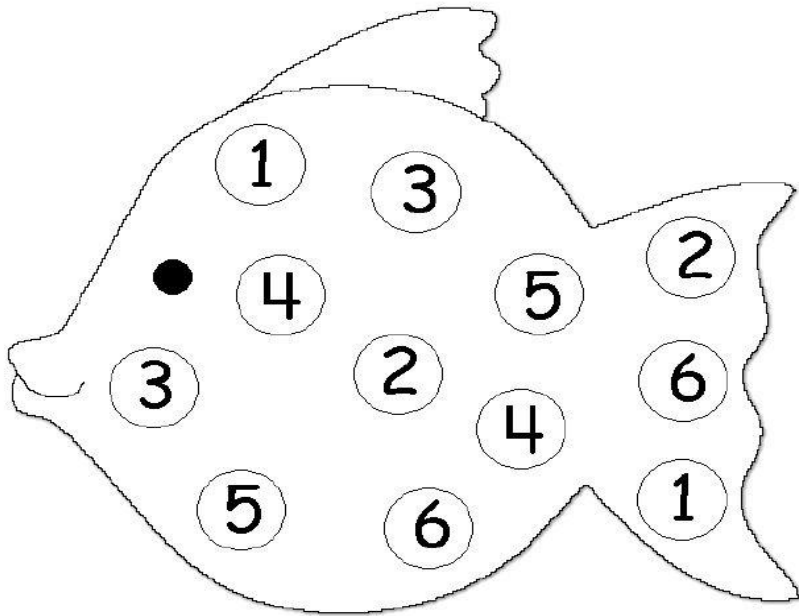
N

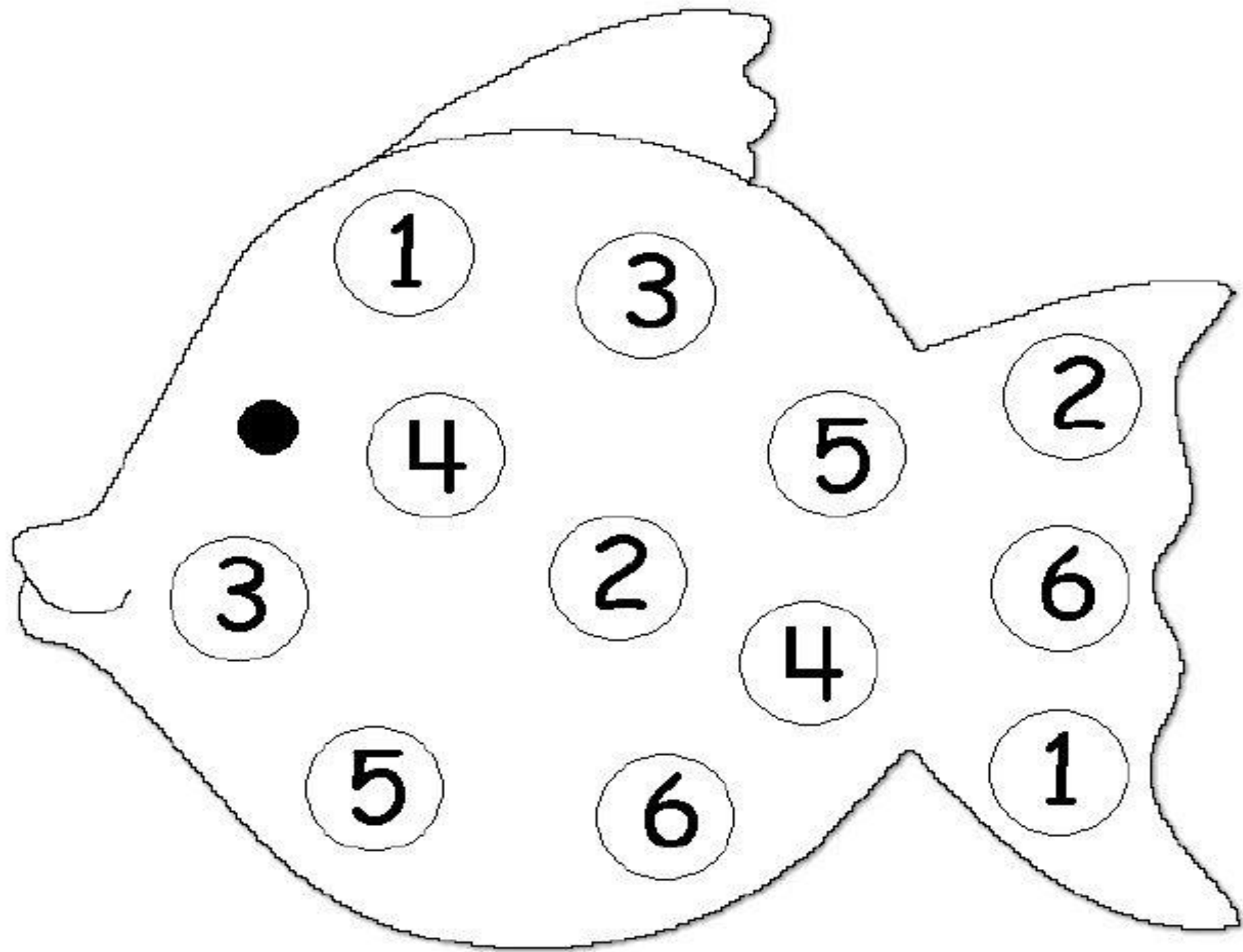
G

O



8. Please roll the die, count the dots or recognize the “set” of dots, and find and cover the matching sets on the sheet. Repeat until all of the spaces are covered. Resources=dice, bingo fish sheet and pen/shells (to place over the correct number).





9. Please have lots of fun copying the letters or the sea themed words on to a piece of paper. Resources= sea themed words (listed below) pen and paper.

ocean



fish



shark



whale





crab



dolphin




eel



clam

10. Please get stuck in and make a puffer fish picture, for your wonderful family. Resources= paper, paint, spikey ball and a fork with paint on (to create the spikes).





11. Please can you rescue our little ocean creatures from the ice? Resources= mini sea creatures, water, freezer, salt, a plastics mixing bowl, food colouring (to dye the salt and warm water), bottles (containing warm water), cutlery and tongs.



12. Please get messy and make some squishy moon sand. Resources listed below.



Ingredients

2 cups of brown sugar

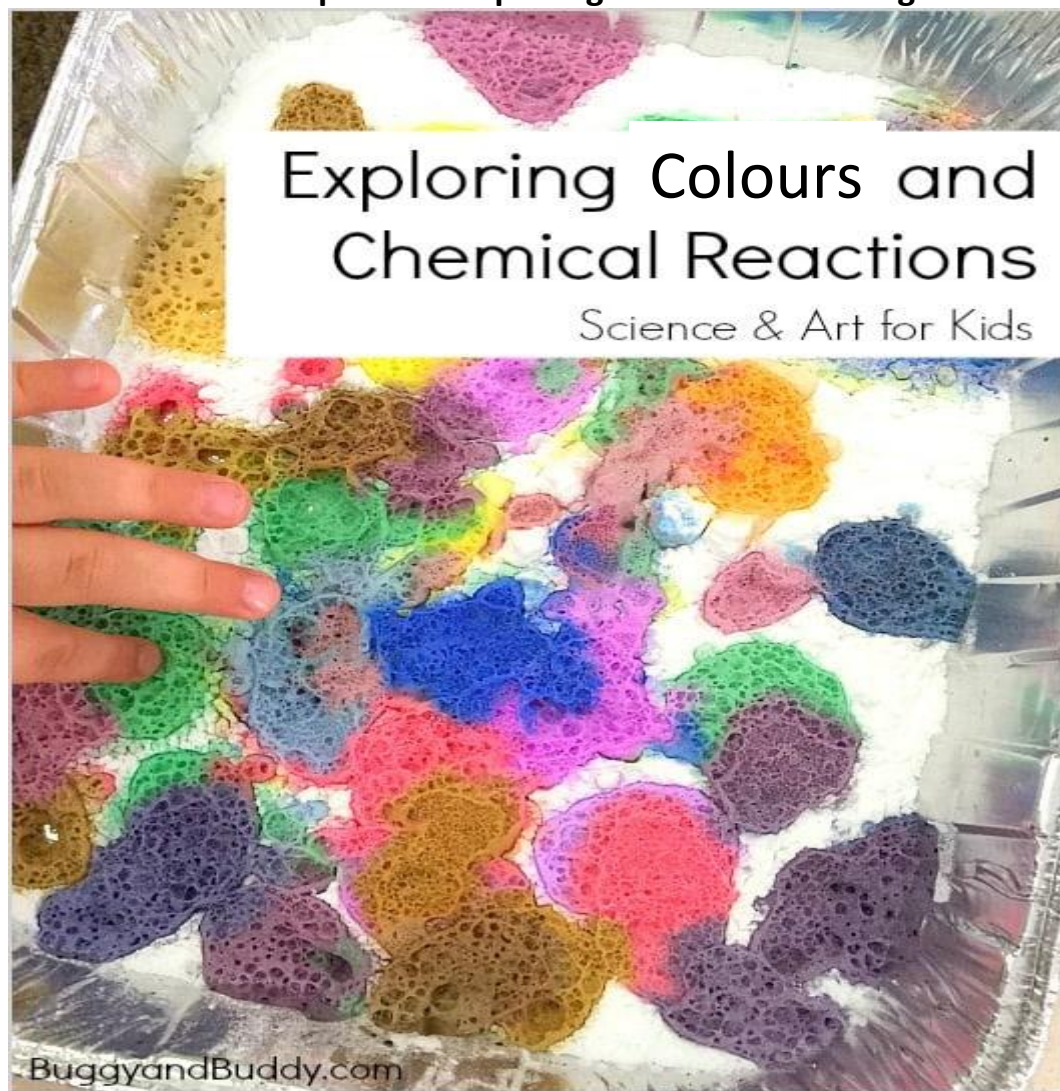
2 cups of corn flour

10 tablespoons of vegetable oil

13. Please have fun painting with water colours on your icy block. Resources= watercolours, paintbrush and ice block.



14. Please have a super time exploring colours with baking soda and vinegar. **Resources and method detailed below.**



#### Resources

Tray (to conduct the experiment)

Baking soda/Bicarbonate of soda

White vinegar

Containers to hold the coloured vinegar


food colouring

Pipettes/ small bottles (to add the vinegar and food dye)


#### Method

1. Give the child a tray.
2. Fill the tray with baking soda/bicarbonate of soda.
3. Fill each container with vinegar. Add liquid food colouring to the vinegar.
4. Use a pipette or bottle to place a few drops of the coloured vinegar onto the tray of baking soda. Watch what happens!

15. Please have fun designing your own funky fish. Resources= create a cardboard fish and cover it with tin foil then get creative and decorate your fish with coloured pens.



**16. Please work on your phonics knowledge by practising finding certain phonics sounds and matching the lowercase letters to the uppercase letters. Resources= scissors and sheets of paper found below.**




www.funfonix.com


© 2014



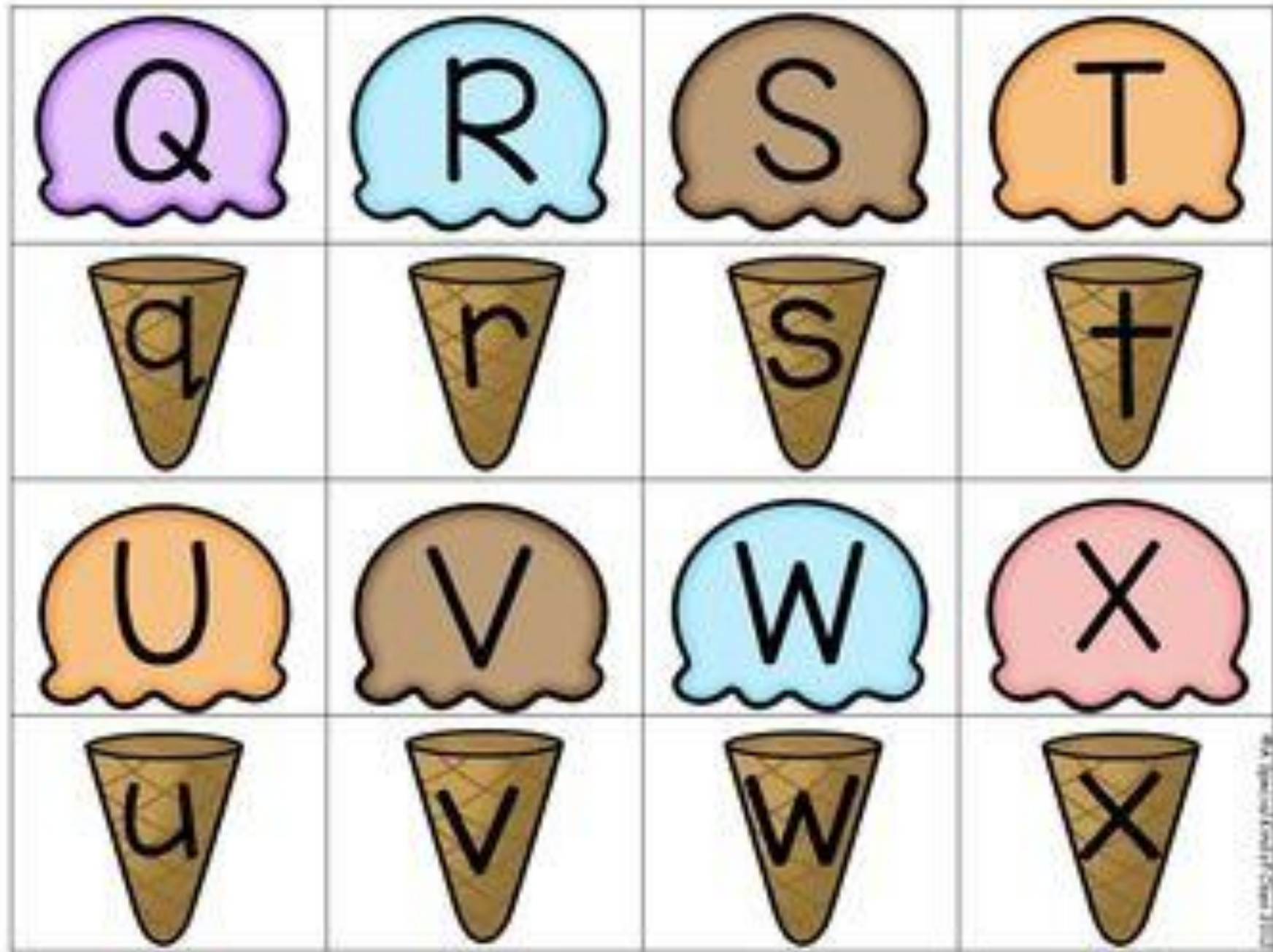
www.dynamilis.com

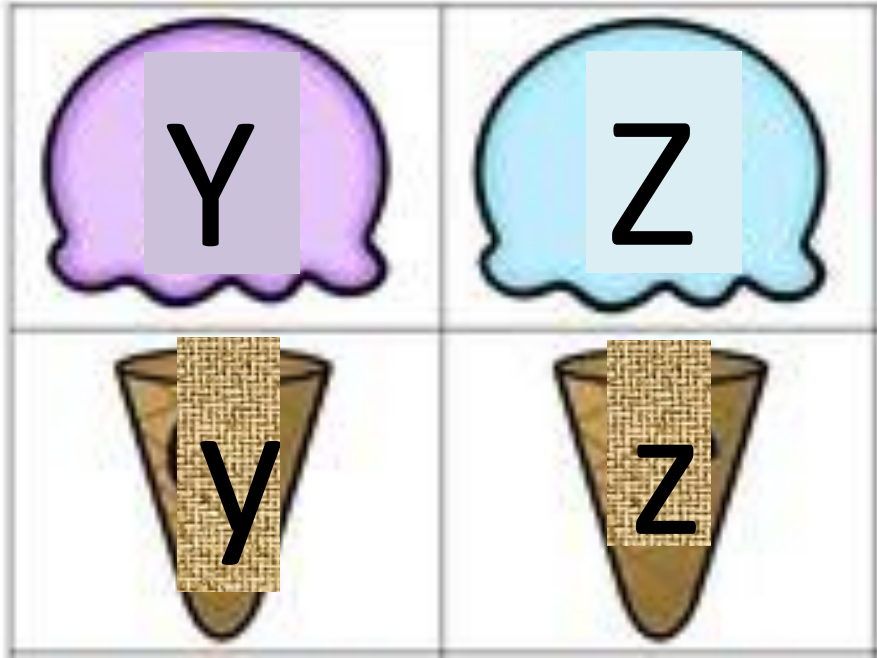


© 2015 Dynamilis












18. Please enjoy completing the number play dough mat activity. You will have to place the correct number of play dough balls onto the grid found on each play dough mat. Resources= play dough and play dough mat sheets (found below).




one





two




three

four







five




six




seven





eight




nine




ten



19. Please get creative and make an under the sea themed painting. **Resources and method listed below.**



**Resources and method=**










Cut out some simple cardboard sea animals, use blue-tac to stick these cardboard cut-outs on to a sheet of paper, paint on the paper and over the top of the cut-outs, then remove the cardboard cut-outs and watch your picture come to life.

20. Please have fun whilst independently creating an ocean in an egg carton. Resources= egg carton, card, paint, pebbles, shells, glitter and gems.

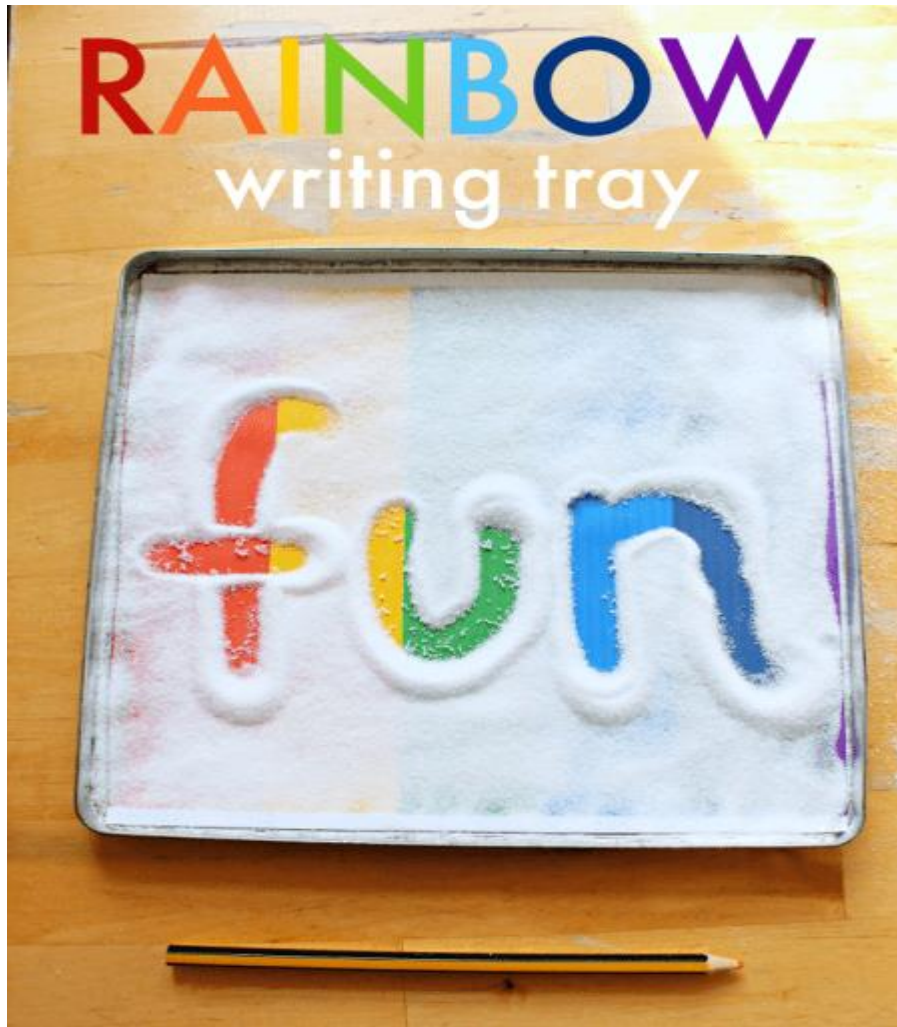




**21. Please get your wiggle on and complete our under the sea movement cards. Resources= movement cards listed below.**

<p><b>WADDLE</b> like a</p> <p><b>PENGUIN</b></p> 	<p><b>JUMP</b> like a</p> <p><b>SEA HORSE</b></p> 
<p><b>CRAWL</b> like a</p> <p><b>CRAB</b></p> 	<p><b>BARK</b> like a</p> <p><b>SEAL</b></p> 
<p><b>TWIRL</b> like a</p> <p><b>DOLPHIN</b></p> 	<p><b>ROLL</b> like a</p> <p><b>SEA URCHIN</b></p> 
<p><b>SWIM</b> like a</p> <p><b>FISH</b></p> 	<p><b>CHOMP</b> like a</p> <p><b>SHARK</b></p> 
<p><b>BODYSURF</b> like a</p> <p><b>MANATEE</b></p> 	<p><b>POKE YOUR HEAD</b> like a</p> <p><b>TURTLE</b></p> 

22. Please practise 'mark-making' with your finger or paintbrush in the sand. Try to write various letters.



Resources=






A rainbow coloured A4 sheet of paper,

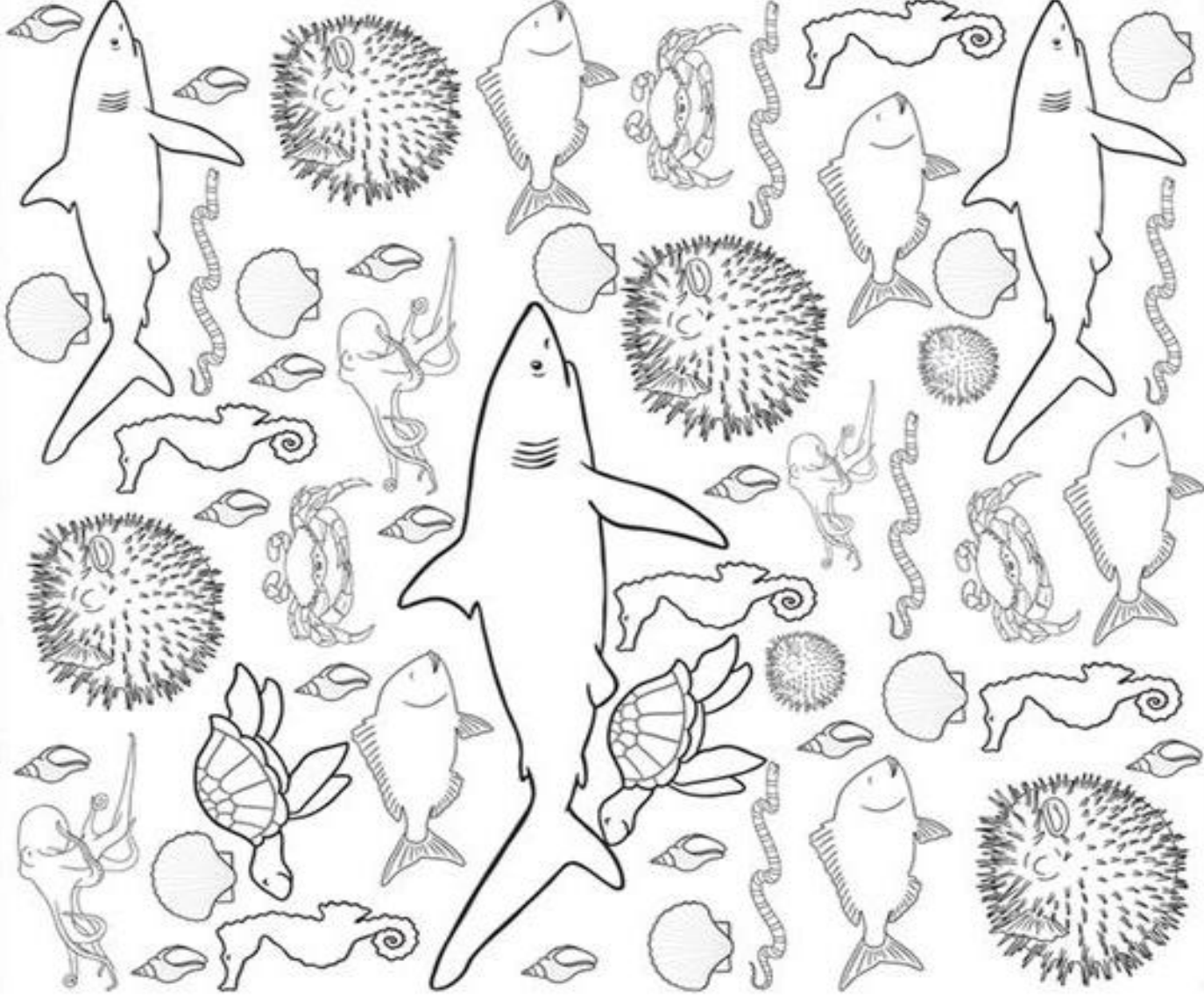
Sand/sugar

**23. Please have fun counting and colouring in the sea animals on the worksheet below. Resources= colouring pens/pencils and the worksheet found below.**

# Find, Colour and Count

Search for the sea creatures, then colour and count them!  
Put your totals in boxes below.

				
---	--	---	---	---



## Relaxation Session Activity – ‘Story Massage’

### About Story Massage

I would now like you to do a ‘Story Massage’ with your child.

A ‘Story Massage’ is a story that combines the benefits of positive touch (the massage) with the fun and creativity of words (the story).

### Instructions

1. **Read the first paragraph of the story: “Let's go on an adventure the best adventure yet an adventure that you will never forget. Quick everyone king lion is walking through his jungle. Look at how important and fierce he looks”**

2. Initiate the correct message stroke whilst the music is playing...

There are 12 simple 'message strokes' (which are found on the picture below). Read and remember which 'message stroke' to use and click on the hyperlink to play the sound clip. Whilst the sound clip is playing, initiate the message stroke that has been stated (for example: 'Circle' or 'Sprinkle').



Story Massage



# The King has arrived

Let's go on an adventure the best adventure yet an adventure that you will never forget.

Quick everyone king lion is WALKing through his jungle. Look at how important and fierce he looks (The Walk)

<https://www.youtube.com/watch?v=EJEBV11ONHE>.

Wow listen as he beats his DRUM he is calling all the animals in to a meeting, a very important meeting, shhhh we must be quite.

(The Drum) <https://www.youtube.com/watch?v=Kqs3CevZjKs>.

One by one, the animals join the CIRCLE, quick we must get in to the circle and see what all the commotion is about (The Circle)

<https://www.youtube.com/watch?v=GibiNy4d4gc>.

But be careful sneaky snake is entering the circle Like a WAVE, he slithers in eyeing up potential prey (The Wave)

<https://www.youtube.com/watch?v=DJUlgV7t8C0>.

Fluff the rabbit BOUNCES in happily , eager to see what the glorious king is about to declare (The Bounce)

[https://www.youtube.com/watch?v=gLL\\_grFhPik](https://www.youtube.com/watch?v=gLL_grFhPik).

Look children Blue the peacock is proudly FANNing his tail while he struts in to the circle. Be careful not to be hit by his huge tail feathers (The Fan) <https://www.youtube.com/watch?v=RgHtBxOs4qw>.

Oh gosh the lion is CLAWing the ground impatiently. "Hurry up!" the king roars (The Claw) <https://www.youtube.com/watch?v=p9OBf8f55tU>.

A SPRINKLE of ants scurry in quickly. Eager not to miss the important announcement (The Sprinkle) <https://www.youtube.com/watch?v=z4n4kK-Xuzk>.

And finally, the elephant SQUEEZES into the circle. Don't get squashed. She is trying to be as quite as a mouse but failing completely (The Squeeze) <https://www.youtube.com/watch?v=PrQQZuLru9s>.

They all sit down CALMLY and we must too, ready to hear what the lion has to say (The Calm) <https://www.youtube.com/watch?v=QUkXHLNTSDA>.

The lion king clears his voice and says "you are all invited to my birthday party celebration. I want my best friends with me on my Special day" the animals all cheer and all at once shout "Yes we would love to come. We love you king."

I hope you loved the adventure, the best adventure yet an adventure that hopefully you will never forget (The squeeze) <https://www.youtube.com/watch?v=ru0K8uYEZWw>.

AN EASY AND FUN WAY OF  
REINFORCING THE BENEFITS  
OF MASSAGING YOUR  
CHILD'S MUSCLES AND  
BONES THROUGH STORIES.



Book and DVD available from  
[www.storymassage.co.uk](http://www.storymassage.co.uk)

circle



half circle



AN EASY AND FUN WAY OF  
REINFORCING THE BENEFITS  
OF MASSAGING YOUR  
CHILD'S MUSCLES AND  
BONES THROUGH STORIES.



walk



Book and DVD available from  
[www.storymassage.co.uk](http://www.storymassage.co.uk)

drum



wave



sideways wave



claw



squeeze



fan



calm



bounce



sprinkle



# SUPERWORM



**Julia Donaldson**



**Axel Scheffler**



By Julia Donaldson  
Illustrated by Axel Scheffler

▶ | ◀ ▶ 0:17 / 6:51







Superworm is super-long.  
Superworm is super-strong.  
Watch him wiggle!  
See him squirm!  
Hip, hip, hooray for  
SUPERWORM!

Super strong  
superworm=

Eye of the tiger=  
<https://www.youtube.com/watch?v=BrGh2Wq7Ro&t=70s&safe=active>



All the toads were happily singing their famous song  
until



"Quick! Whatever can we do??"

0:46 / 6:51

Не пугайтесь, он не ранен...



The Frog chorus

<https://www.youtube.com/watch?v=PcDVH8DiBnM&safe=active>





Look- a SUPERWORM lasso!

Он надёжно заАРКАНен!

0:50 / 6:51




by Julia Donaldson Read Aloud

Скучно пчёлкам поутру,  
Кто придумает игру?

**The bees are feeling bored today.**  
Червячку подружек жалко...  
**They need a nice new game to play.**  
Cheer up, bees!  
No need to mope...



Flight of the  
bumble bee=



[https://www  
.youtube.co  
m/watch?v=  
aYAJopwEYv  
8&safe=activ  
e](https://www.youtube.com/watch?v=aYAJopwEYv8&safe=active)


Limited Offer  
er way to get paid. New faster card reader. Sign up now!  
m

0:59 / 6:51






– Вот вам новая СКАКАЛКА!  
It's **SUPERWORM**, the skipping-rope!



Vivaldi Storm

<https://www.youtube.com/watch?v=NqAOGduIFbg&safe=active>



Жук в колоде! Караул!

Неужели утонул?

**Beetle's fallen in the well!**

**Is she drowning? Who can tell?**

**Not to panic - all is fine...**



Червячок наш суперловко

6 / 6:51 возвращается...





В БЕПЭБKY!  
It's SUPERWORM, the fishing-line!



1:23 / 6:51





Тут лягушки и жуки,  
 Пчѣлы, мушки, пауки  
 Прилетели-прибежали  
 И запели-зажужжали:

– Слава, слава Червячку,  
 Силачу и смельчаку!  
 Всѣ он знает, всѣ он может,  
 Всех спасѣт и всем поможет!

Then toads and beetles,  
 bees and bugs,  
 Brother snails and  
 sister slugs,  
 Uncle ant and earwig aunt  
 Clap and cheer and chant  
 this chant:


"Superworm is super-long.  
 Superworm is super-strong.  
 Watch him wiggle!  
 See him squirm!  
 Hip, hip, hooray for  
 SUPERWORM!"

1:29 / 6:51

⏪ ⏩ 🔊 📺 ⌂

Mozart Eine  
 Kleinenacht  
 musik

<https://www.youtube.com/watch?v=z4Hfv00e9ol&safe=active>





Услыхала их лесная  
Ведьма-ящерица злая:  
— Эй, слуга, скорее в путь,  
Это чудо мне добудь!



The chant is carried on the air,  
To Wizard Lizard in his lair.  
He mutters in his servant's ear,  
"Find that worm and  
bring him here."



## Uranus The Magician

[https://www.youtube.com/watch?v=FK\\_QkS6uZeE](https://www.youtube.com/watch?v=FK_QkS6uZeE)





А слуга-то – чёрный ворон,  
Знают все: бандит и вор он.  
Шорох крыльев – дружный стон –  
К ведьме пленник унесён!



**The servant crow is  
black and grim.  
Everyone is scared of him.  
They all let out a fearful shriek  
To see their hero in his beak.**

The wizard waves his magic flower.  
"Now, Superworm, you're in my power  
And you must tunnel, writhe and coil,  
To find me treasure in the soil."


Superworm is very cross  
To have a lizard as his boss,  
But when he tries to slink away  
The wizard's magic makes him stay.



Тут, в лесу, зарыты клады.  
Говорят, что ты герой?  
Клад найди мне! Землю рои! –  
Колдовским цветком взмахнула,  
Что-то странное шепнула,  
Рвись не рвись – теперь его  
Крепко держит волшебство.

Chopin Tristesse  
(sadness)

<https://www.youtube.com/watch?v=W1BtWXpvlSM>



**For days he tunnels, twists and winds,  
But all the treasure that he finds  
Is two small buttons, half a cork,  
A toffee and a plastic fork.**

...Пуговка. Обломок вилки.  
Фантик. Пробка от бутылки.  
Видно, там, в земле сырой,  
Нет сокровищ, рой не рой!




– Так и знай, – шипит колдунья, –  
Срок тебе – до новолуния.  
Если клада не найдёшь,  
Ворону на корм пойдёшь.



**The lizard flicks an angry tail.  
"Have one last try, and if you fail  
To find that treasure down below,  
I'll feed you to my hungry crow."**







Прилетает ворон-птица,  
На высокий дуб садится.  
Все от ужаса дрожат,  
А злодей тому и рад:

– Супервкусный червячок,  
Сладкий розовый бочок!  
Супержирный, суперсочный –  
Будет ужин мне полночный!




The crow is flapping through the night.  
Everyone looks up in fright.  
They see him perch upon an oak.  
And listen to his dreadful croak:

"Superworm is good to eat!  
Superworm's a special treat!  
He'll be juicy, fat and firm.  
Hip, hip, hooray for  
SUPERWORM!"

## Beethoven's 5<sup>th</sup> symphony


<https://www.youtube.com/watch?v=4IRMYuE1hl&t=38s>





**"Action! Quickly! At the double!"  
Superworm's in frightful trouble!  
We must help him if we can.  
We must hatch a cunning plan!"**

**The garden creatures leave their home,  
Carrying a honeycomb. They jump and fly and crawl and creep....**



— Все готовы? Марш вперед!  
Тише, не разлейте мед...  
Темень. Полночь. Новолуние.

Venus Gustav  
Holst

[https://www.youtube.com/watch?v=EE6\\_PacCnRw](https://www.youtube.com/watch?v=EE6_PacCnRw)



And find the lizard fast asleep.



Вот и логово колдуньи.

They chew the petals off his flower  
To rob him of his magic power.



Объедают слизняки  
Колдовские лепестки.

The caterpillars fetch  
some leaves,

Гусеницы листья ташат,

While busily  
the spider weaves.

Сеть паук сплетает в чаше...

Search



Мёд прилипчив, сеть прочна,  
Ведьме больше не до сна –

The web is strong.  
The web is tough.  
The web is plenty big enough.



The wizard wakes. "This isn't funny! I'm wrapped in leaves  
and stuck with honey!"

Листьями обклеена,  
Злой собаки длей она:

:19 / 6:51




Mars Gustav  
Holst

<https://www.youtube.com/watch?v=Jmk5frp6-3Q>





– Опустите вашу сеть!  
Страшно в небе мне висеть!  
**Then up the bees and beetles fly**  
**And lift the web into the sky.**





"This is the place! " and...

**BANG! CRASH! THUMP!**


Пчёлкам вредину не жалко:

Ждёт её большая...

**СВАЛКА!**

**The wizard's in the rubbish dump!**





Гром далёкий гроыхнул –  
Слышите подземный гул?  
Вот земля пошла волнами...

**And now, from somewhere underground  
There comes a distant rumbling sound.  
The earth begins to heave, and then...**







**Superworm,  
the belt!**



Пояс!

**Шанка!  
The hat!**



**The crane!  
Кран подъемный!..**



**The train!  
Супербыстрый!**

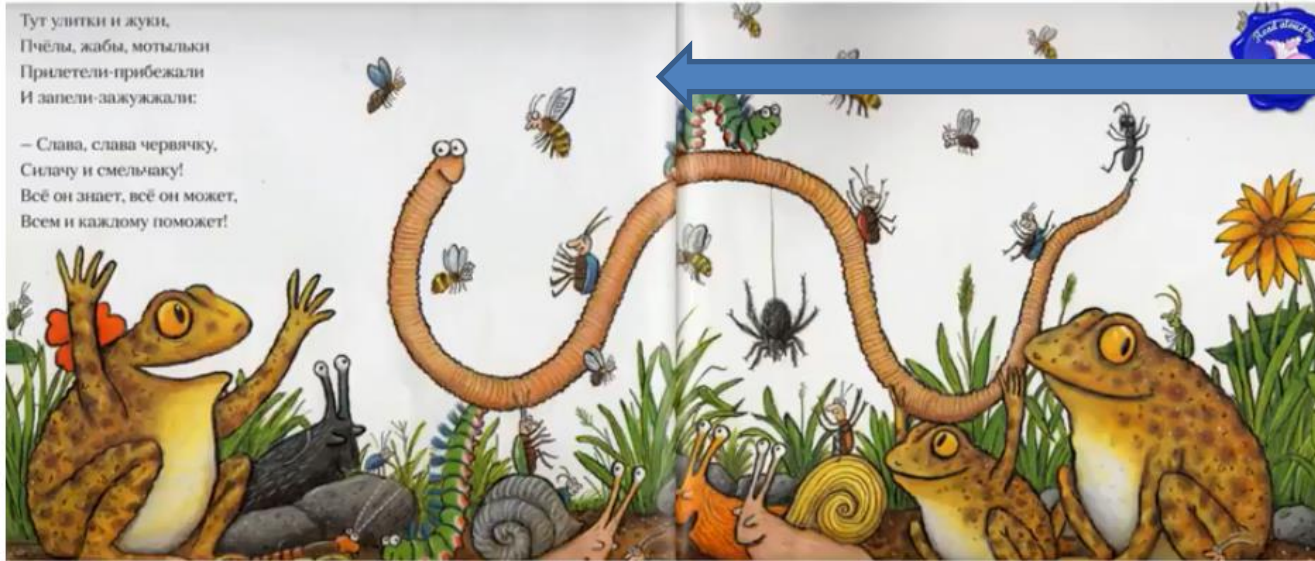


**The acrobat!  
Суперскромный!**

**Then toads and beetles, bees and bugs,  
Brother snails and sister slugs,  
Uncle ant and earwig aunt  
Clap and cheer and chant this chant:**

Тут улитки и жуки,  
Пчелы, жабы, мотыльки  
Прилетели-прибежали  
И запели-зажуужали:


— Слава, слава червячку,  
Силачу и смельчаку!  
Всё он знает, всё он может,  
Всем и каждому поможет!



**"Superworm is super-long.  
Superworm is super-strong.  
Watch him wiggle! See him squirm!  
Hip, hip, hooray for SUPERWORM!"**

Jupiter Gustav  
Holst

<https://www.youtube.com/watch?v=Gu77Vtja30c>



## Activity – ‘PODD boards to help with ‘Under the Sea’ themed activities

### **Instructions**

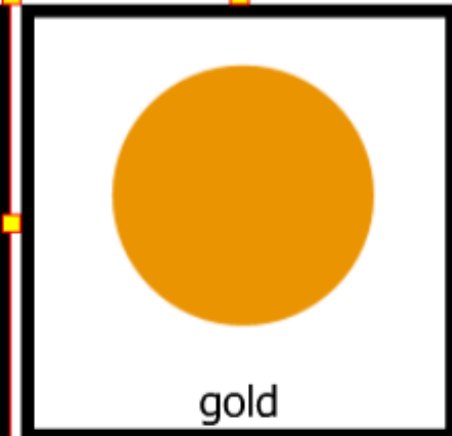



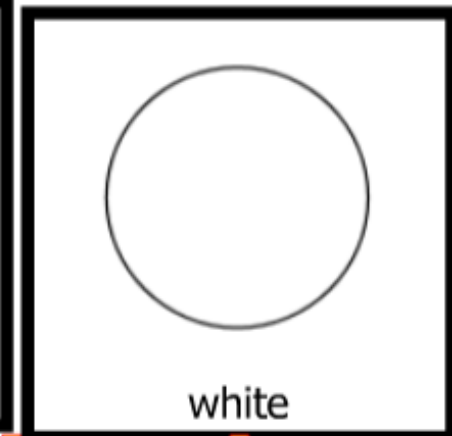
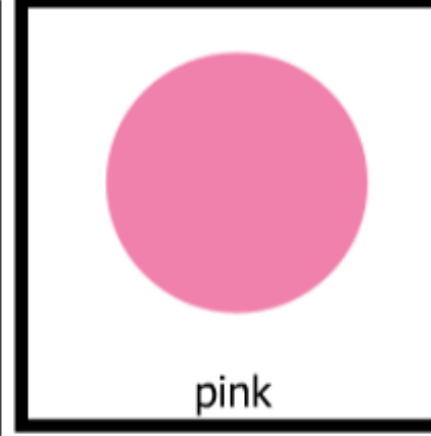



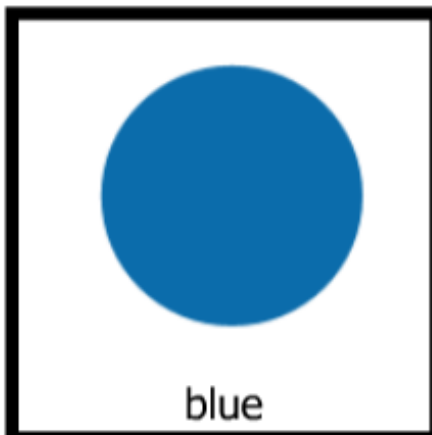

1. Search for the activity number to find the specific PODD board for the activity you wish to complete.
2. Whilst completing the activities ask ‘comprehension questions’.
3. Listen to your child’s response either verbally or using the PODD boards

### **Example:**

Parent: “What colour have you chosen to paint with?”

Child: Points to 'Green' on the PODD board / verbally says "Green".

activities 1, 13, 14, 15, 18, 19 and 23 Art colours



activities 1, 5 and 10 Art designs



glue



paper



paint



colours



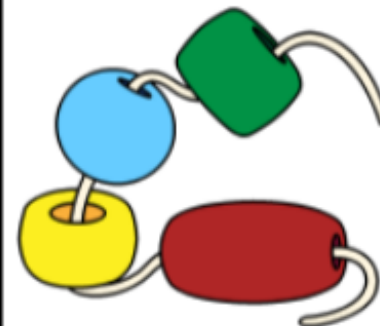
card



scissors



plastic wrap



beads



sequins



play dough



fork



spikey ball



# activities 13, 15 and 19 Art painting



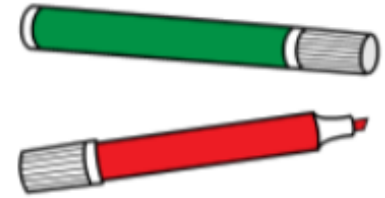
watercolour



paintbrush



ice



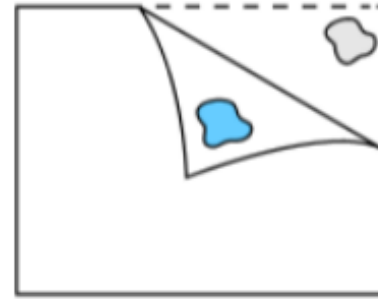
felt tip pens



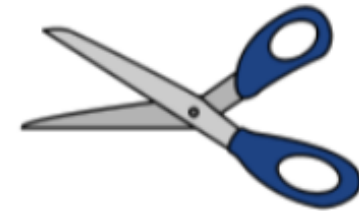
card



foil



blue tac



scissors



paper



Tube of paint


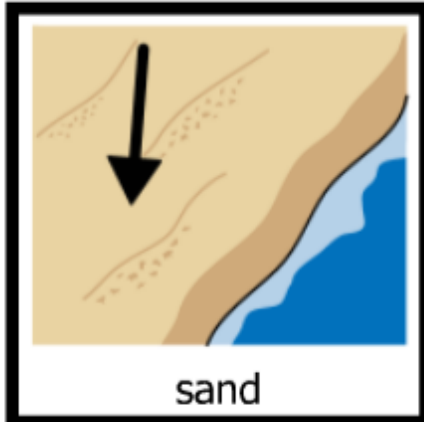
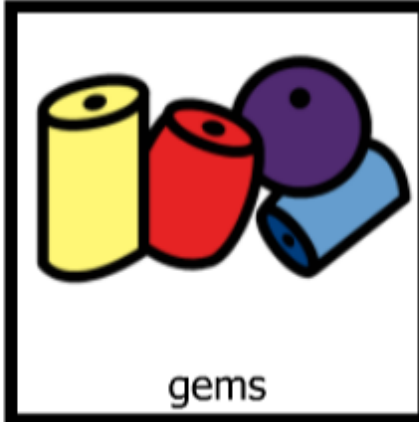



my turn



your turn

activities 20, 22 and 23 Art get messy




## activity 2 cooking octopus cakes



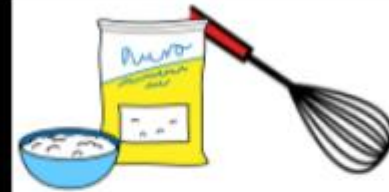
oven



cubcake tray



whisk 110g of butter



whisk 110g golden  
caster sugar



whisk 2 eggs



1/2 tsp vanilla



110g self raising flour



pinch of salt



stir



bake for 15 minutes



buttercream



sweets

# activity 6 Cooking pizza fish



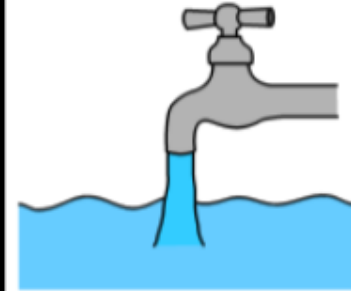
300g flour



1tsp yeast



1tsp salt



200ml warm water



1tsp olive oil



stir



knead



leave to rise



split dough into 2 balls



roll dough



add sauce and



oven 240c 8-10 minutes

## activity 6 Cooking sauce



sauce



tomato sauce 100g



mozzarella cheese  
50g



7 basil leaves



1tsp olive oil



1/2 salami



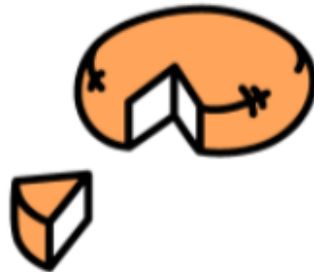
1 black olive slice



8 cherry tomatos



1tsp garlic



50g parmesan



my turn




your turn

activity 7 Maths bingo



clam



fish



crab



squid



lobster



sea horse



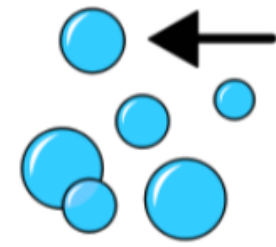
whale



shark



walrus



bubbles



turtle



starfish



mermaid



jelly fish







octopus

activity 3, 4, 7, 8, 18 and 23 Maths number

1 1	2 2	3 3	4 4	5 5
6 6	7 7	8 8	9 9	10 10
11 11	12 12	13 13	14 14	15 15
16 16	17 17	18 18	19 19	20 20

activity 9, 12, 13, 16 and 22 Phonics letters and sounds

<b>a</b> a	<b>b</b> b	<b>c</b> c	<b>d</b> d	<b>e</b> e	<b>f</b> f
<b>g</b> g	<b>h</b> h	<b>i</b> i	<b>j</b> j	<b>k</b> k	<b>l</b> l
<b>m</b> m	<b>n</b> n	<b>o</b> o	<b>p</b> p	<b>q</b> q	<b>r</b> r
<b>s</b> s	<b>t</b> t	<b>u</b> u	<b>v</b> v	<b>w</b> w	<b>x</b> x
<b>y</b> y	<b>z</b> z	 write	 sound	 my turn	 your turn



## activity 14 Science experiment



chemical



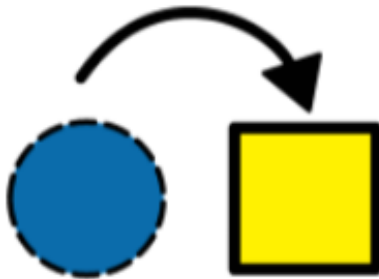
fizz



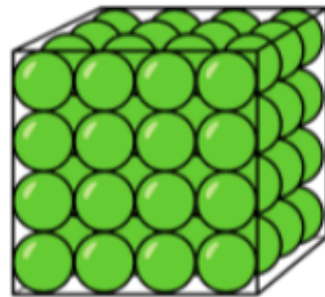
Smell



colours



change



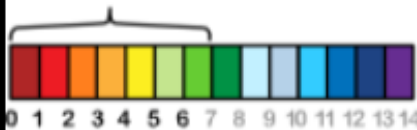
solid



liquid



base



acid



fun

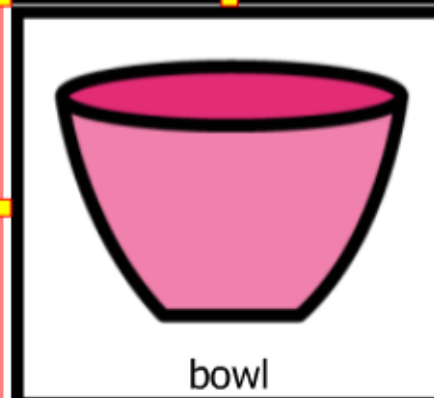
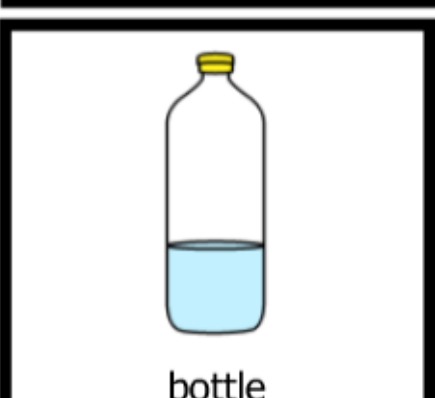

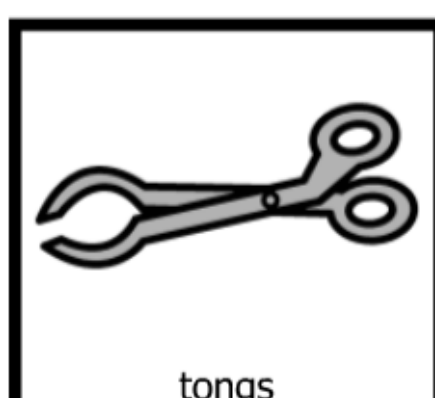

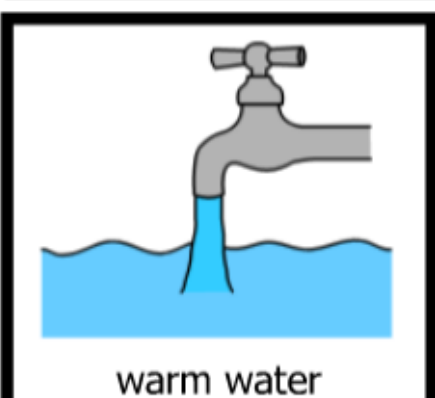
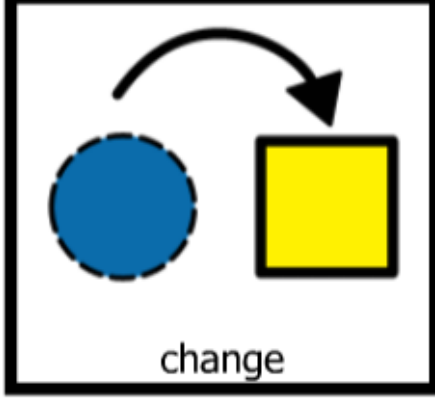
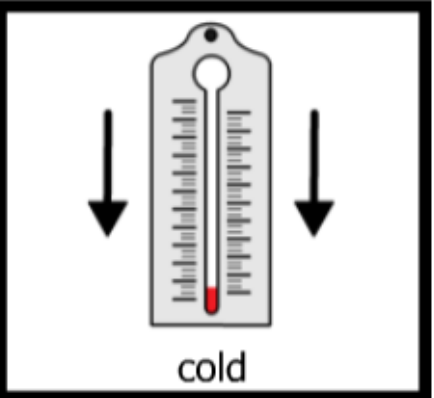
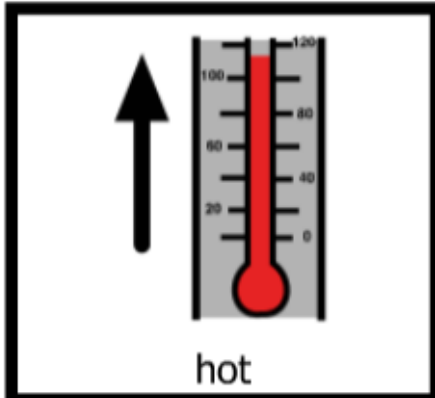


my turn

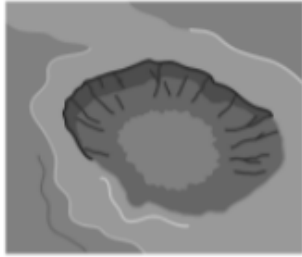


your turn

activity 11 Science creatures in the ice



activity 12 Science making moon sand




moon sand



squish



squeeze



2 cups brown sugar



2 cups corn flour



10 tbsp vegetable oil



mix



stir



my turn

## Activity – ‘Books with PODD boards

### **Instructions**


1. Click on the hyperlink to listen to the story book on YouTube.
2. After the story has finished, ask your child ‘comprehension questions’ about the story.
3. Listen to your child’s response either verbally or using the PODD boards

### **Example:**

Parent: “Why was Tiddler late for School?”






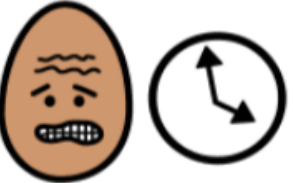






Child: Points to 'fishing net' on the PODD board / verbally says  
"Tiddler got stuck in a fishing net".

## Sharing a Shell



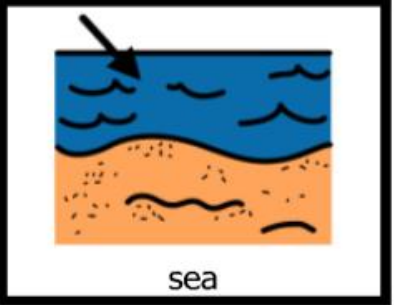

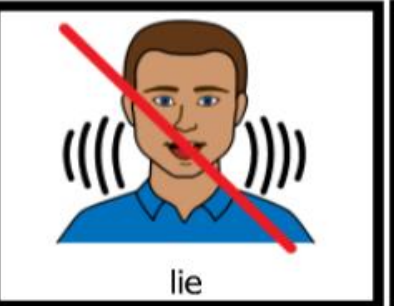

'Sharing a Shell'- <https://www.youtube.com/watch?v=VpJumAZx1t8>

# Tiddler

 <p>Tiddler</p>	 <p>fish</p>	 <p>tattle tale</p>	 <p>Miss Scate</p>
 <p>school</p>	 <p>late</p>	 <p>fishing net</p>	 <p>free</p>
 <p>I'm lost</p>	 <p>help</p>	 <p>school</p>	 <p>3</p>

'Tiddler'- <https://www.youtube.com/watch?v=qcTQADUywZY>


The Singing Mermaid



'The Singing Mermaid'- <https://www.youtube.com/watch?v=TV1X05gPxLc>

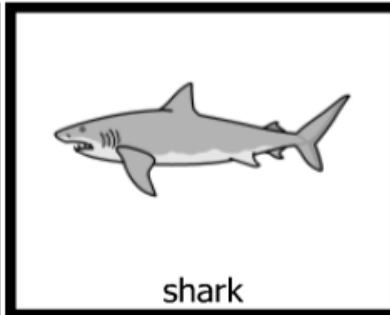
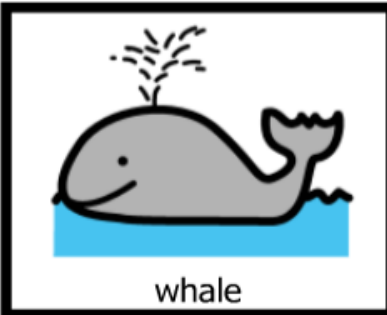
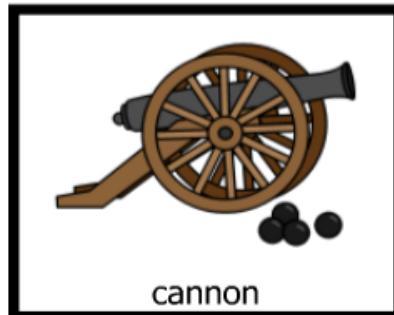

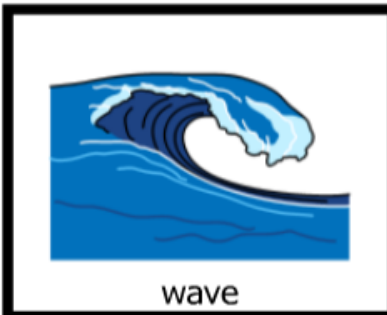


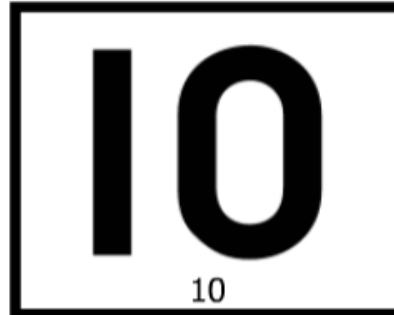


## What the Ladybird Heard at the Seaside



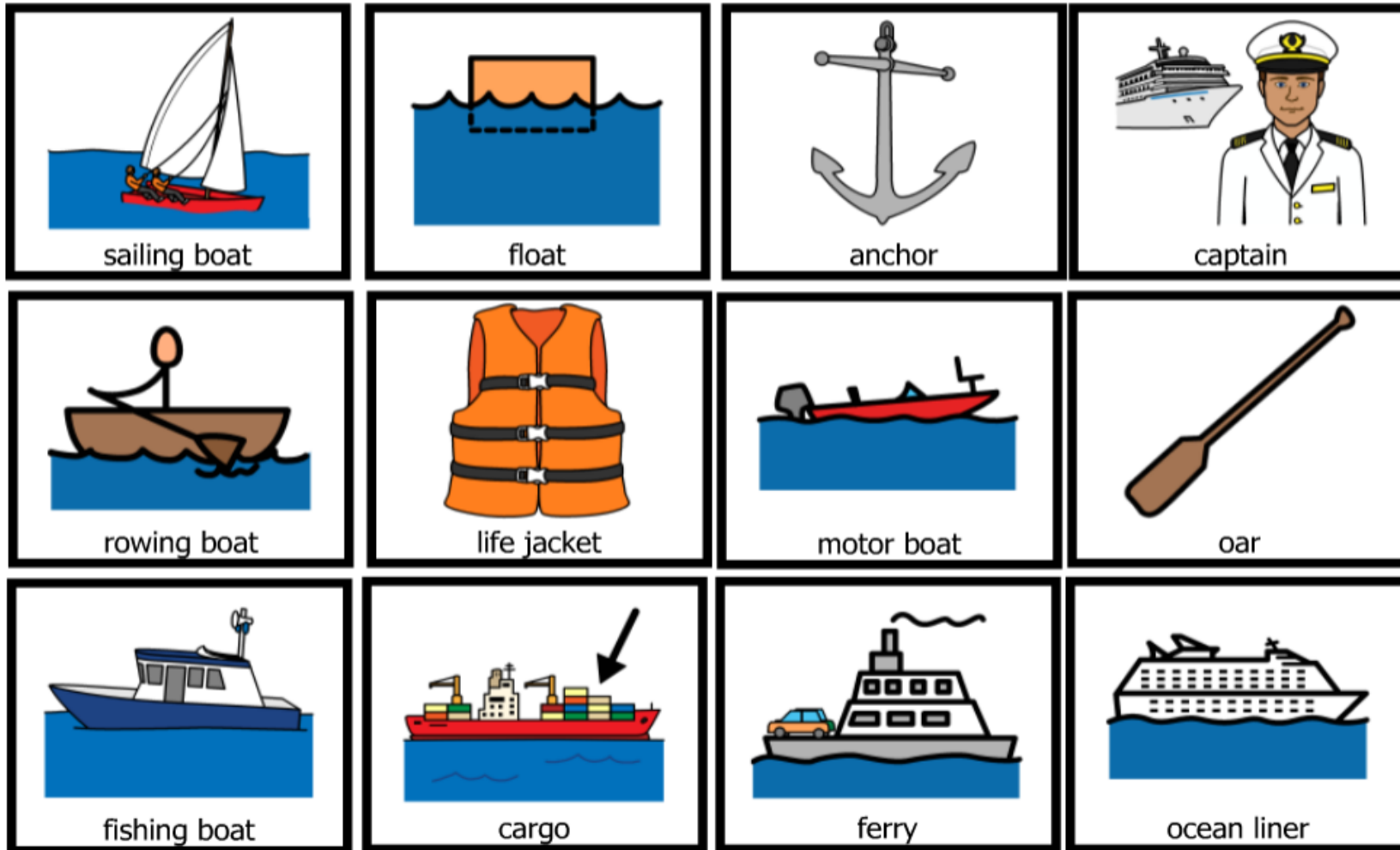
'What the Ladybird Heard at the Seaside' - <https://www.youtube.com/watch?v=CWTa5vtyP74>

## Ten Little Pirates



'Ten Little Pirates' - [https://www.youtube.com/watch?v=GiLySC\\_emj0](https://www.youtube.com/watch?v=GiLySC_emj0)

## Brilliant Boats



'Brilliant Boats' - <https://www.youtube.com/watch?v=KK7Au1u-xg>